










Name: _____

Date: ____/____/____

“WH” - QUESTIONS

Question words		
<p>Who refers to people.</p> <p>Who is this? This is Bob.</p> 	<p>What refers to a specific thing</p> <p>What is this? This is a house</p> 	<p>How is used to describe the manner that something is done</p> <p>How is Mrs. White? She is friendly.</p> 
<p>Where refers to a location</p> <p>Where do you live? I live in London.</p> 	<p>Which is used when a choice needs to be made.</p> <p>Which T-shirt should I choose? The blue one or the gray one?</p> 	<p>Whose refers to possession</p> <p>Whose instrument is it? It's the Japanese girl's instrument.</p> 
<p>When refers to time or occasion</p> <p>When do you go jogging? On Sunday.</p> 	<p>How many refers to a quantity</p> <p>How many students are in the classroom? There are 9 students.</p> 	<p>Why is used to obtain an explanation or a reason</p> <p>Why don't you come to the party? Because I am sick.</p> 

Complete with the question words from the box.

WHO - WHO - WHAT - WHAT - WHAT - HOW - WHERE - WHERE - WHERE - WHICH

WHOSE - WHEN - HOW MANY - WHY

_____ is your job? I'm a lawyer.

_____ are you? I'm Ms. Edwards.

_____ are you? I'm at school.

_____ are you? I'm fine, thanks.

_____ car is this? It's Mike's.

_____ is she late? Because she missed the bus.

_____ is her name? It's Melissa.

_____ is she doing? She's cooking lunch.

_____ people are there? There are five.

_____ is your favorite ice-cream flavor? Chocolate or vanilla?

_____ is your birthday? It's in June.

_____ are you from? I'm from Brazil.

_____ is she talking to? To her teacher.

_____ were you born? I was born in Curitiba.



CLASSROOM PRACTICE
NIGHT OWLS WORKSHEET NUMBER 2

Name: _____

Date: ____/____/____

SUBJECT PRONOUN

I	I have a shirt.
YOU	You have a book.
HE	He has a pillow.
SHE	She has a dog.
IT	It has a bone.
WE	We have a bird.
YOU	You have a house.
THEY	They have a car.

POSSESSIVE ADJECTIVE

MY	My shirt is green.
YOUR	Your book is new.
HIS	His pillow is soft.
HER	Her dog is small.
ITS	Its bone is old.
OUR	Our bird is noisy.
YOUR	Your house is big.
THEIR	Their car is slow.

YOUR = Possessive Adjective

- *You need to bring **your** dictionary.*

YOU'RE = You are (contraction)

- ***You're** an excellent student.*

ITS = Possessive Adjective

- *The dog played with **its** ball.*

IT'S = It is (contraction)

- ***It's** very hot right now.*

1) Match.

I	Your
You	His
He	Its
She	Their
It	Her
We	Your
You	My
They	Our

2) Fill in the blanks below to complete the sentences. Use the possessive adjectives on page 1.

1. Where is _____ classroom? **We** can't find it.
2. Susan, is that _____ pen on the table?
3. A: What is _____ name? B: **My** name is Thomas.
4. I think this is _____ book. **She** forgot it on the table.
5. _____ names are Kevin and Stewart. **They** are my friends.
6. **That boy** forgot to write _____ name on the test!
7. A: What is your phone number? B: _____ phone number is 555-9826.
8. The cat is eating all _____ food.
9. **The children** are crying because **they** can't find _____ toys.
10. **We** still have twenty more minutes before _____ class begins.
11. **Brazil** is located in South America. _____ capital city is Brasilia.
12. Oh no! **I** can't find _____ keys! Where are them?



ENVIRONMENTAL EDUCATION
NIGHT OWLS WORKSHEET NUMBER 1

Name: _____

Date: ____/____/____

Hello guys, how are you?

As you might remember, we've been working with some important topics regarding environmental education, eg, water, pollution, animals and recycling.

I have three challenges for you:

- One is to talk with your parents about things you've learned and ask them to help you to be aware of water consumption, food waste, energy waste and waste sorting in your home.
- Try to understand how energy and water bill fees work. Compare the three last months to see which month you spent more and which month you saved more water and energy. Let's try to save energy and water, so that the next bill will have better marks? That's the challenge!
- Another challenge is to, every week, try to build useful things with upcycling waste you can find. Check the websites below to get some inspirational ideas:

https://www.diynetwork.com/how-to/make-and-decorate/crafts/toys-made-from-upcycled-items-pictures?nl=DIY_091219_bottom4link1_upcycled-toys-you-can-make&bid=18025476&c32=8c731189afbea9d69ba6894553bc9a9eb0e09b8b&ssid=&sniby=1962&sni_gn=